

Workplace Solutions

Communication. Performance. Quality.
PrintJet CONNECT

**WORKPLACE
SOLUTIONS**



Weidmüller 

Your direct connection to an optimal marking process

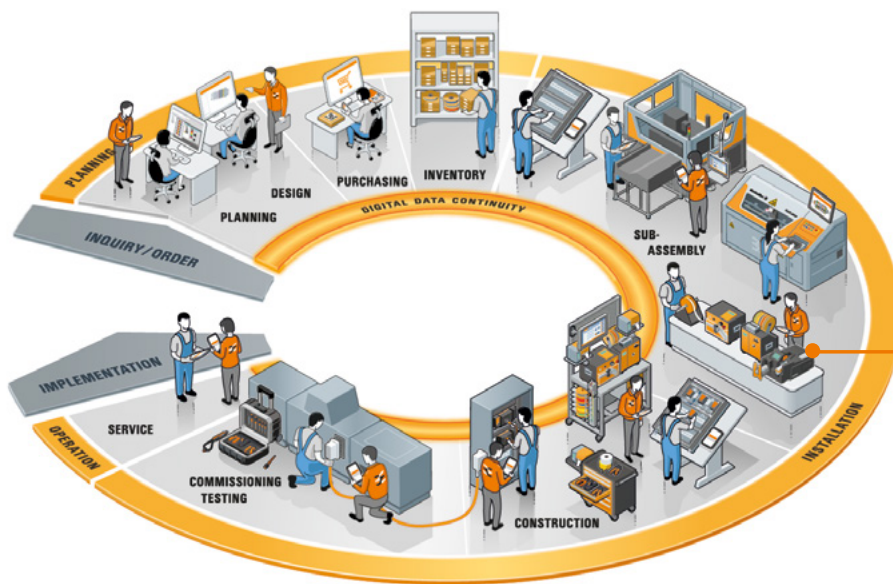
PrintJet CONNECT – the communication-capable high-performance printer

Marking processes today must be as fast, reliable, efficient, and flexible as possible. At the same time, the user expects an all-around perfect print result. The best way to achieve this is to use a single marking system with coordinated software, printer, and marker that perfectly covers all requirements.

With the PrintJet CONNECT we have developed a high-performance inkjet printer which exceeds these requirements. The PrintJet CONNECT is the consequent advancement of our well-proven PrintJet series. Designed to meet the modern requirements of industry and control cabinet construction, it combines maximum process and cost efficiency with intelligent networking and complete data consistency. For example, you can use existing data directly for marking – for more efficient work with fewer failures.

The PrintJet CONNECT is part of the Weidmüller marking system consisting of software, markers and printers. It has a particularly durable industrial print head and was designed primarily for the fast marking of medium to large quantities and for continuous operation.

The PrintJet CONNECT is suitable for printing all plastic or metal markers of the MultiCard or MetalliCard family. It achieves brilliant printing results with high durability on all media.



With Weidmüller, you have a powerful partner at your side who supports you with optimally coordinated solutions for your workshop in all phases. Based on many years of practical experience in all aspects of control cabinet construction, we offer you a comprehensive portfolio with which you can effectively accelerate your processes and increase your quality.

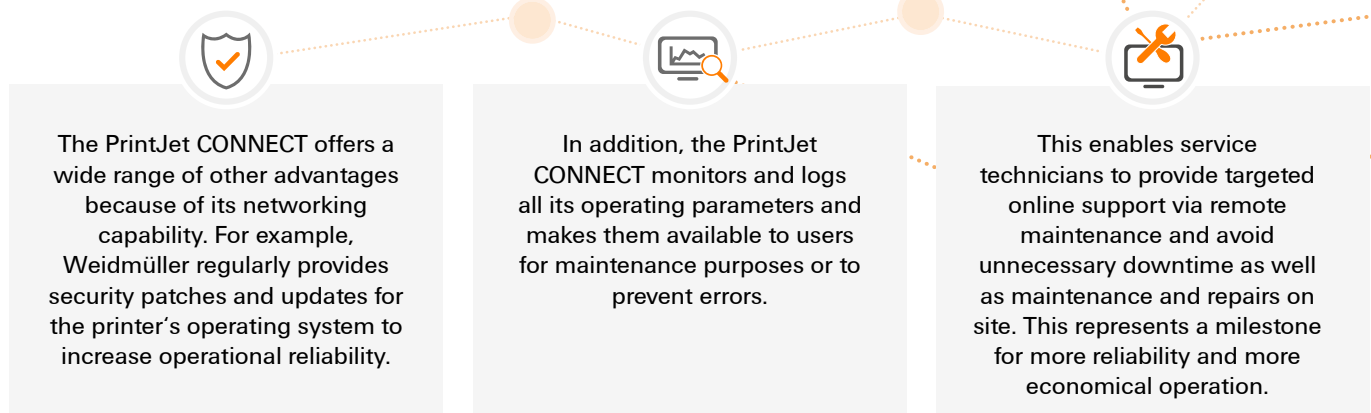
Discover your optimisation potential now:
www.weidmueller.com/workplace

Simply better and more economically thanks to excellent connectivity

The PrintJet CONNECT uses IoT to optimise marking

Communication-capable devices, components, and systems are the key for exploiting the entire benefits of Industry 4.0. This also applies to a more efficient implementation of marking processes. The PrintJet CONNECT offers you all the advantages of connectivity. On the one hand you can use existing data for the marking process, and on the other hand you benefit from the possibility of permanently monitoring the status and functionality of the printer regardless of your location. This ensures availability and saves a lot of time, money and trouble.

Two options are available for networking the PrintJet CONNECT: classic via LAN or wireless via WLAN. The latter is done by using the supplied WIFI stick. The M-Print® PRO software enables you to use existing data, for example from EPLan, WS-CAD, or Zuken e3. In addition, print files can also be loaded directly into the printer via USB stick. This allows the printer to be operated without a PC or network.



The PrintJet CONNECT was named the winner of the German Innovation Award in the „Machines & Engineering“ category of the „Excellence in Business to Business“ competition. This is the second time in a row that Weidmüller has won this prestigious award, and with the successful defence of its title, it has underpinned its claim to be an innovation driver and pioneer.




Discover the advantages of the PrintJet CONNECT

Trendsetting solutions for an optimal marking process



Perfect durable printing results

The industrial print head of the PrintJet CONNECT is extremely robust and reliable. It provides perfect printing results and is characterised by an extremely long service life.



Economical printing of even the shortest of runs

The PrintJet CONNECT is also able to print half MultiCards. This means that even the smallest of runs, corrections, etc. can be produced economically and without unnecessary waste.



Perfect print quality even on large markers

PrintJet CONNECT can be used to print graphics or full-surface printouts at a high level of quality.



Flexible printer placement and excellent accessibility

The new design of the PrintJet CONNECT allows flexible positioning of the printer. Due to its 180° rotatable display, the front-side placed trays, and the large service flap, there is easy access for operation and maintenance in every positioning variant.



Process different markers in one job

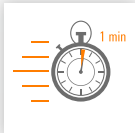
The PrintJet CONNECT processes different formats in one print job. This means that even if different markers are used in a print job, there is no need for a time-consuming change of the print media. Up to 50 different MultiCards can be inserted into the tray.

Optimal support during operation

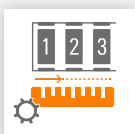
The PrintJet CONNECT provides users with wide-ranging, easy-to-understand support in the form of graphics, videos, web or QR codes, and links to information on the web. All information can be easily selected and called up via the 7" touch display, enabling even employees who rarely work with the printer to quickly familiarise themselves with its operation.



Maintenance-friendly design of the printer



Print speed of more than 2 MultiCards per minute



Automatic calibration of the MultiCard



Automatic stacking function enables First in - First out



PrintJet CONNECT - the new state of the art printer

Technical details that will convince you

Perfectly centered prints without manual adjustment

The PrintJet CONNECT automatically adjusts itself to size tolerances of the print media and thus enables perfect centering of the print on each marker. Because marker cards can expand depending on humidity and temperature, a sensor in the printer determines the exact size of the card and corrects the print values so that all markers are printed evenly.

Convenient printing of large volumes


Printing huge quantities is made much easier by the high printing speed and the large output tray. The PrintJet CONNECT prints more than 2 MultiCards per minute and has a large output tray with automatic stacking function for up to 50 cards.

Reliable even after long periods of storage

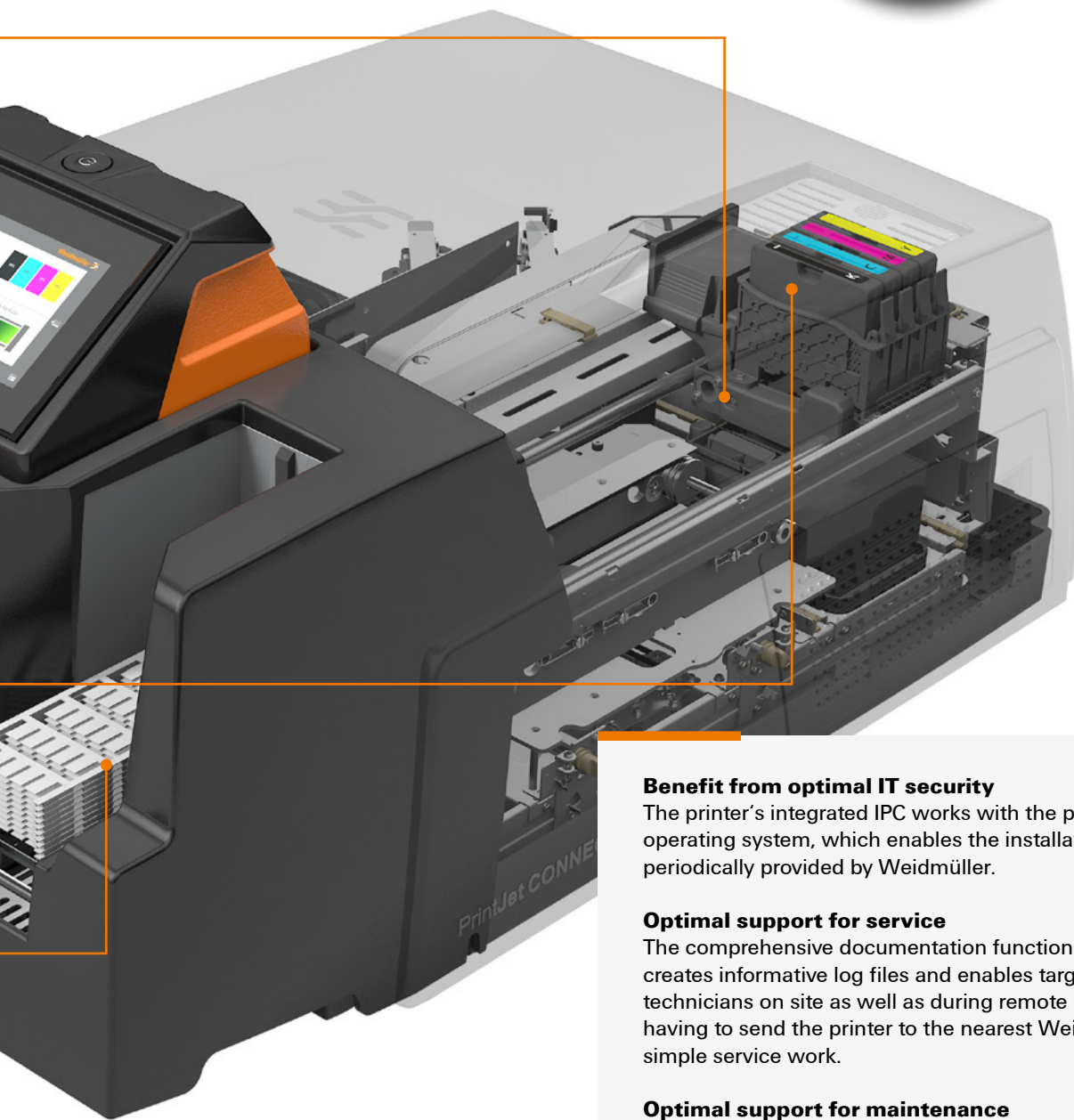
The print head of the PrintJet CONNECT can be quickly made ready for use again even after a long period of storage. For this purpose, the ink cartridges are replaced with fluid cartridges for storage, which protect the print head from drying out.

Unify processes by high output

Due to its high printing speed, the PrintJet CONNECT is also suitable for printing large quantities of markers. For example, up to 26,000 DEK 5/5 terminal markers, 10,000 TM-I conductor markers, or 5,000 ESG device markers can be printed per hour. The high throughput permits print jobs to be concentrated on one printer, resulting in process standardisation.



Up to
26.000
Terminal markers
per hour



Benefit from optimal IT security

The printer's integrated IPC works with the proven WIN 10 IoT operating system, which enables the installation of the security updates periodically provided by Weidmüller.

Optimal support for service

The comprehensive documentation function of the PrintJet CONNECT creates informative log files and enables targeted support of the service technicians on site as well as during remote maintenance. This avoids having to send the printer to the nearest Weidmüller service hub for simple service work.

Optimal support for maintenance

The comprehensive monitoring functions of the PrintJet CONNECT enable predictive maintenance and ensure reliable operation. The printer records and stores operation-relevant parameters such as power supply, ink consumption, service life, air humidity, room temperature, etc., and warns users quickly of errors and abnormal deviations. Corresponding messages are shown on the display or via the M-Print® PRO software or sent by e-mail.

The advanced inkjet printer

Our PrintJet CONNECT for the highest standards



Your direct connection to the optimal marking process

The PrintJet CONNECT is the consistent further development of our tried-and-tested PrintJet series. Focusing on the modern needs of industry and panel building, it combines maximum process and cost efficiency with intelligent networking and complete data consistency. For example, you can use existing data directly in the marking process – for working more efficiently and with a minimal error rate. The PrintJet CONNECT is part of the Weidmüller marking system consisting of software, markers and printers. It has an extremely durable industrial print head and has been specially optimised for fast working speed and high throughput.

Your advantages at a glance:

- Perfect printing results every time
- Durable and robust markers thanks to thermal fixing
- Fast handling of large volumes
- High level of automation thanks to magazine capacity of 50 MultiCards
- Flexible connection possibilities via LAN, WIFI or USB
- Simple status monitoring on the device
- User-friendly operation thanks to intuitive touch display



Technical data

	Description	
Intended use	Printing Weidmüller MultiCards and MetalliCards	
Technology	Inkjet procedure with integrated thermal fixing unit	
Feed	Automatic magazine for max. 50 MultiCards Individual feed for MetalliCards and MultiCards	
Removal	Automatic dispenser magazine for up to 50 MultiCards	
Fuses	10 ATH 250 V	
Application site	Office conditions	
Ambient temperature	18 °C - 32°C 64 °F - 89 °F	
Dimensions	Length including output rail:	approx. 1.133 mm (44,60")
	Length not including output rail:	approx. 930 mm (36,60")
	Width:	590 mm (23,20")
	Height:	454 mm (17,90")
Weight	63 kg with packaging 38 kg without packaging	
Ink system	Colour system - black, cyan, magenta, yellow	
Included in delivery	<ul style="list-style-type: none"> • PrintJet CONNECT • Mains cable • LAN cable • USB cable • WIFI stick 	<ul style="list-style-type: none"> • one MultiCard DEK 5/5 • DVD with M-Print® PRO software • Quick start guide • Operating manual • Ink set PJ CON INK SET • 2 PrintJet cleaner cloths
	The ink cartridges are not installed in the printer.	

Order data

Type	Qty.	Order No.
PrintJet CONNECT	1	2715590000
M-PRINT® PRO	1	1905490000
PJ CON INK K Black ink	1	2715640000
PJ CON INK C Cyan ink	1	2715610000
PJ CON INK M Magenta ink	1	2715620000
PJ CON INK Y Yellow ink	1	2715630000
PJ CON INK SET Ink set	1	2715600000
PJ CON FLUID SET Fluidset	1	2715650000
PJ CON WASTE PAD Ink collecting tray	1	2715660000
PJ CON TEXTILE COVER Textile cover	1	2715670000
PJ CON WIFI STICK WIFI stick	1	2715680000

Smart marking systems

Innovative solutions across all industries

The precisely coordinated systems fit perfectly into the environment and processes of your industry.



Robust material

Plastic that doesn't come in small sizes. Our markers counter vibration and other long-term effects with unique strength and robustness.

- Elevator and Escalator
- Railway



Heat-tested

Markers, which love the extreme. High temperatures, as experienced in many industrial environments, are easily withstood by our markers.

- Wind
- Traditional Power



Detectable

Thanks to a metallic filling material, our detectable markers are identifiable by metal and X-ray detectors.

- Consumer Goods and Packaging
- Food industry



Resistant to chemicals

Long-term legibility. Our markers are resistant to all common industrial cleaning agents.

- Automotive and Robotics
- Oil and Gas

Further marking systems and more technical details can be found in our online catalog.



MultiCard

The complete range

Weidmüller has established a new market standard with its MultiCard product line. With over 250 types, this product line has been consistently broadened to cover all of your application requirements. And if you need something special, we'll design a customised solution for you.



Terminal Markers

Whether multi-character labelling or markers with individual printing, whether white or coloured or group designations at terminals, the comprehensive range of Weidmüller products solves every marking task simply, quickly and clearly.



Wire and Cable Markers

The applications range from thin wires through to cables with large external diameters. Amongst others, the assortment includes combination systems with individual tags, transparent sleeves and markers that are fastened using cable ties.



Device Markers

Device and installation markers round off the range of switchgear markers. By utilising Weidmüller's device markers, users comply with official regulations requiring marking of electrical equipment. Weidmüller offers corresponding markers for devices made by well-known manufacturers. Mirroring their original counterparts, these tags are attached with the traditional adhesive or rapid clip-on techniques.



Technical data MultiCard V2

Material	Polyamid 66, Halogen-free
Fire class acc. to UL 94	V2
Temperature range	-40 °C to 100 °C
Temperature range	-40 °C to 60 °C (Self-adhesive)
Approved air humidity	Max. 60 %, only for screwable markers



Technical data MultiCard V0

Material	Polyamid 66, Halogen-free
Fire class acc. to UL 94	V0
Temperature range	-50 °C to 120 °C



Technical data detectable markers

Material	PA 6.6, Halogen-free
Fire class acc. to UL 94	HB
Temperature range	-40 °C to 100 °C

Terminal Markers


The comprehensive sortiment solves every marking task



Dekafix

For all Klippon® Connect terminal marker series

Type	Colour	Marker per card	Qty.	Application	Order No.
DEK 5/3.5 MC NE WS	○	100	500	3.5 mm Pitch	1755270000
DEK 5/3.5 MC NE GE	●	100	500	3.5 mm Pitch	1369480000
DEK 5/3.5 PLUS MC NE WS	○	320	1600	3.5 mm Pitch; without project designation surface	2003750000
DEK 5/5 MC NE WS	○	200	1000	5 mm Pitch	1609801044
DEK 5/5 MC NE GE	●	200	1000	5 mm Pitch	1609801687
DEK 5/5 MC NE BL	●	200	1000	5 mm Pitch	1609801693
DEK 5/5 MC NE GN	●	200	1000	5 mm Pitch	1609801688
DEK 5/5 MC NE GR	●	200	1000	5 mm Pitch	1609801691
DEK 5/5 MC NE RT	●	200	1000	5 mm Pitch	1609801686
DEK 5/5 MC NE OR	●	200	1000	5 mm Pitch	1238340000
DEK 5/5 S MC NE WS	○	80	400	5 mm Pitch; Sloped design	1341620000
DEK 5/5 PLUS MC NE WS	○	200	1000	5 mm Pitch; without project designation surface	1854490000
DEK 5/5 PLUS MC GE	●	200	1000	5 mm Pitch; without project designation surface	1907520000
DEK 5/6 MC NE WS	○	200	1000	6 mm Pitch	1609820000
DEK 5/6 MC NE BR	●	200	1000	6 mm Pitch	1454900000
DEK 5/6 MC NE OR	●	200	1000	6 mm Pitch	1912090000
DEK 5/6 PLUS MC NE WS	○	200	1000	5 mm Pitch; without project designation surface	1011320000
DEK 5/6.5 MC NE WS	○	180	900	6 mm Pitch	1609840000
DEK 5/6.5 PLUS MC NE WS	○	180	900	6.5 mm Pitch; without project designation surface	1046340000
DEK 5/7.5 MC NE WS	○	64	320	7.5 mm Pitch; B8E, S8E	1720620000
DEK 5/8 MC NE WS	○	64	320	8 mm Pitch	1856740000
DEK 5/8 PLUS MC NE WS	○	160	800	8 mm Pitch; without project designation surface	1046350000
DEK 5/8-11.5 MC NE WS	○	100	500	8 mm Pitch; IO Remote	1341630000
DEK 5/30 MC NE WS	○	20	100	ZGB 30	1951920000
DEK 5/30 MC NE GE	●	20	100	ZGB 30	1350340000



WS

For all Klippon® Connect terminal marker series

Type	Colour	Marker per card	Qty.	Application	Order No.
WS 10/3.5 PLUS MC NE WS	○	192	960	3.5 mm Pitch; without project designation surface	2003760000
WS 12/3.5 MC NE WS	○	120	600	3.5 mm Pitch	1778270000
WS 8/5 MC NE WS	○	144	720	5 mm Pitch	1640740000
WS 8/5 MC NE GE	●	144	720	5 mm Pitch	1773521687
WS 8/5 MC NE BL	●	144	720	5 mm Pitch	1773521693
WS 8/5 MC NE RT	●	144	720	5 mm Pitch	1773521686
WS 8/5 MC NE OR	●	144	720	5 mm Pitch	1773521690
WS 8/5 PLUS MC NE WS	○	120	600	5 mm Pitch; without project designation surface	1951870000
WS 10/5 M MC NE WS	○	144	720	5 mm Pitch	1792000000
WS 10/5 M PLUS MC NE WS	○	120	600	5 mm Pitch; without project designation surface	2003770000
WS 10/5 MC NE WS	○	144	720	5 mm Pitch	1635000000
WS 10/5 MC NE GE	●	144	720	5 mm Pitch	1773531687
WS 10/5 MC NE BL	●	144	720	5 mm Pitch	1773531693
WS 10/5 MC NE RT	●	144	720	5 mm Pitch	1773531686
WS 10/5 PLUS MC NE WS	○	120	600	5 mm Pitch; without project designation surface	1046380000
WS 12/5 MC NE WS	○	144	720	5 mm Pitch	1609860000
WS 12/5 MC NE GE	●	144	720	5 mm Pitch	1773541687
WS 12/5 MC NE BL	●	144	720	5 mm Pitch	1773541693
WS 12/5 MC NE RT	●	144	720	5 mm Pitch	1773541686
WS 12/5 MC NE OR	●	144	720	5 mm Pitch	1773541690
WS 12/5 PLUS MC NE WS	○	120	600	5 mm Pitch; without project designation surface	1927510000
WS 14/5 MC NE WS	○	96	480	5 mm Pitch	1768090000
WS 15/5 MC NE WS	○	96	480	5 mm Pitch	1609880000
WS 15/5 MC NE GE	●	96	480	5 mm Pitch	1773571687
WS 8/6 PLUS MC NE WS	○	120	600	6 mm Pitch; without project designation surface	1951880000
WS 10/6 M MC NE WS	○	120	600	6 mm Pitch	1818400000
WS 10/6 M PLUS MC NE WS	○	120	600	6 mm Pitch; without project designation surface	2003780000
WS 10/6 MC NE WS	○	120	600	6 mm Pitch	1828450000
WS 10/6 PLUS MC NE WS	○	120	600	6 mm Pitch; without project designation surface	1046390000
WS 12/6 MC NE WS	○	120	600	6 mm Pitch	1609900000
WS 12/6 MC NE GE	●	120	600	6 mm Pitch	1773551687
WS 12/6 MC NE OR	●	120	600	6 mm Pitch	1773551690
WS 12/6 PLUS MC NE WS	○	120	600	6 mm Pitch; without project designation surface	1927530000
WS 12/6.5 MC NE WS	○	108	540	6.5 mm Pitch	1609920000
WS 12/6.5 MC NE GE	●	108	540	6.5 mm Pitch	1773561687
WS 12/6.5 MC NE BL	●	108	540	6.5 mm Pitch	1773561693
WS 12/6.5 MC NE RT	●	108	540	6.5 mm Pitch	1773561686
WS 10/8 PLUS MC NE WS	○	84	420	8 mm Pitch; without project designation surface	1905950000
WS 12/8 PLUS MC NE WS	○	84	420	8 mm Pitch; without project designation surface	1906000000
WS 12/9.5-11 MC NE WS	○	60	300	WTL 6/4 FF, 11 mm Pitch	2484220000
WS 10/12 MC NE WS	○	60	300	12 mm Pitch; PUSH IN	1905970000
WS 10/12 MC NE GE	●	60	300	12 mm Pitch; PUSH IN	1466140000
WS 10/15 MC NE WS	○	48	240	15 mm Pitch; Plugseries	1854090000




ZS

Special markers for Z series, folding mechanism

Type	Colour	Marker per card	Qty.	Application	Order No.
ZS 10/5 MC NE WS	○	96	480	5 mm Pitch	1610000000
ZS 15/5 MC NE WS	○	96	480	5 mm Pitch	1646630000
ZS 12/6 MC NE WS	○	80	400	6 mm Pitch	1610020000

PM

Markers for B2LF 3.50 connector



Type	Colour	Marker per card	Qty.	Application	Order No.
PM 2.7/2.6 MC NE WS	○	192	960	5 mm Pitch	1323710000

WAD

WAD covers for the W series, cross-connection channels are covered


































Type	Colour	Marker per card	Qty.	Application	Order No.
WAD 5 MC NE WS	○	12	48	W-Series; 5 mm Pitch	1112910000
WAD 5 MC NE GE	●	12	48	W-Series; 5 mm Pitch	1112920000
WAD 5 MC B GE/SW	●	12	48	W-Series; with lightning flash; 5 mm Pitch	1120450000
WAD 8 MC NE WS	○	12	48	W-Series; 8 mm Pitch	1112940000
WAD 8 MC NE GE	●	12	48	W-Series; 8 mm Pitch	1112950000
WAD 8 MC B GE/SW	●	12	48	W-Series; with lightning flash; 8 mm Pitch	1120470000
WAD 12 MC NE WS	○	8	32	W-Series; 12 mm Pitch	2445080000
WAD 12 MC NE GE	●	8	32	W-Series; 12 mm Pitch	2445070000
WAD 12 MC B GE/SW	●	8	32	W-Series; with lightning flash; 12 mm Pitch	2445090000



MultiFit

For terminals from other manufacturers

Type	Colour	Marker per card	Qty.	Application	Order No.	
MF 4/5.2 MC NE WS	○	100	500	Phoenix MBK BN-ZB 5,2	1907530000	
MF 5/4 MC NE WS	○	100	500	Phoenix UK, ZBF 4; 4 mm Pitch	1877690000	
MF 5/3.5 MC NE WS	○	160	800	Phoenix UK, ZFK, ST; 3,5 mm Pitch	1521010000	
MF 5/5 MC NE WS	○	100	500	Phoenix UK, ZFK, ST, ZBF 5; 5 mm Pitch	1816250000	
MF 5/6 MC NE WS	○	100	500	Phoenix UK, ZFK, ST ZBF 6; 6 mm Pitch	1816260000	
MF 5/12 MC NE WS	○	50	250	Phoenix; 12,2 mm Pitch	1250090000	
MF 5/7.5 MC NE WS	○	64	320	Phoenix TRKSD, MBK BN-ZB 7,5; Adels RKW BZ 14	1877680000	
MF 8/5 MC NE WS	○	120	600	Phoenix UK ZB 5; 5 mm Pitch	1677140000	
MF 10/5 MC NE WS	○	120	600	Phoenix UK ZB 5; 5 mm Pitch	1677160000	
MF 10/6 MC NE WS	○	120	600	Phoenix UK ZB 6; 6 mm Pitch	1677220000	
MF 10/8 MC NE WS	○	70	350	Phoenix UK ZB 8; 8 mm Pitch	1868440000	
MF 10/10 MC NE WS	○	40	200	Phoenix UK ZB 10; Festo CPV/I; 10 mm Pitch	1856760000	
MF 12/5 MC NE WS	○	120	600	Phoenix UK ZB; 5,5 mm Pitch	1677180000	
MFF 10/6 MC NE WS	○	120	600	Phoenix UK ZB 6; Festo CPV/I; 6 mm Pitch	1856780000	
MFF 9/4 MC NE WS	○	100	500	Festo MHA1	1877720000	
MF-W 9/4 MC NE WS	○	100	500	Wago WSB Type 209-, 249; 4 mm Pitch	1877730000	
MF-W 9/5 MC NE WS	○	100	500	Wago WSB Type 209-, 249; 5 mm Pitch	1816270000	
MF-W 9/6 MC NE WS	○	100	500	Wago WSB Type 209-, 249; 6 mm Pitch	1816290000	
MF-W 9/3.5F MC NE WS	○	160	800	Wago TOP JOB S	1521040000	
MF-W 9/4.2F MC NE WS	○	100	500	Wago TOP JOB S	1011430000	
MF-W 9/5F MC NE WS	○	100	500	Wago, Pitch 5 mm (Competitor: WSB Type 793- /794-)	1816280000	
MF-W 9/5.2F MC NE WS	○	100	500	Wago TOP JOB S	1011410000	
MF-W 9/6.2F MC NE WS	○	100	500	Wago TOP JOB S	1011420000	
MF-W 5/5 MINI MC NE WS	○	100	500	Wago WSB Type 248-, 264-; Beckhoff I/O; WAGO I/O, 5 mm Pitch	1816240000	
MF-W 5/5 MINI MC NE GN	●	100	500	Beckhoff I/O; Wago I/O, 5 mm Pitch	1924290000	
MF-W 5/5 MINI MC NE BL	●	100	500	Beckhoff I/O; Wago I/O, 5 mm Pitch	1924270000	
MF-W 5/5 MINI MC NE GE	●	100	500	Beckhoff I/O; Wago I/O, 5 mm Pitch	1924280000	
MF-W 5/5 MINI MC NE RT	●	100	500	Beckhoff I/O; Wago I/O, 5 mm Pitch	1924260000	
MF 5/10 MC NE WS	○	50	250	Beckhoff I/O; Wago I/O	1954050000	
MF 10/5 MC CABUR NE WS	○	120	600	Cabur; 5 mm Pitch	1854510000	
MF 12/5 MC CABUR NE WS	○	120	600	Cabur; 5 mm Pitch	1854520000	
MF-WO 5/5 MC NE WS	○	80	400	Allen Bradley; Wörtz; 5 mm Pitch	1716800000	
MF-WO 9/5 MC NE WS	○	80	400	Allen Bradley; Wörtz; 5 mm Pitch	1716840000	
MF-WO 12/5 MC NE WS	○	80	400	Allen Bradley; Wörtz; 5 mm Pitch	1692270000	
MF-WO 9/6 MC NE WS	○	80	400	Allen Bradley; Wörtz; 6 mm Pitch	1716820000	
MF-WO 12/6 MC NE WS	○	80	400	Allen Bradley; Wörtz; 6 mm Pitch	1692290000	
MF-SI 8/5 MC NE WS	○	80	400	Siemens; 5 mm Pitch	1889180000	
MF-SI 10/5 MC NE WS	○	80	400	Siemens; 5 mm Pitch	1889190000	
MF-SI 8/6 MC NE WS	○	64	320	Siemens; 6 mm Pitch	1889240000	
MF-SI 10/6 MC NE WS	○	64	320	Siemens; 6 mm Pitch	1889260000	
MF-SI 7/5-6.5 MC NE WS	○	64	320	Siemens; 5 - 6.5mm Pitch	1889780000	
MF-SI 10/5-6.5 MC NE WS	○	64	320	Siemens; 5 - 6.5mm Pitch	1889800000	
MF-ABB 12/5 MC NE WS	○	80	400	ABB SNK Series; 5 mm Pitch	2047320000	
MF-ABB 12/6 MC NE WS	○	80	400	ABB SNK Series; 6 mm Pitch	2047340000	
MF-ABB 12/8 MC NE WS	○	56	280	ABB SNK Series; 8 mm Pitch	2047350000	

Wire and Cable Markers


For every application area the right marker



TM-I

Inlay tags for sleeves

Type	Colour	Marker per card	Qty.	Application	Order No.
TMH 12 MC NE WS	○	64	320	12 mm sleeves	1718411044
TMH 12 MC NE WS VO	○	64	320	12 mm sleeves	1434760000
TMH 12 MC NE GE	●	64	320	12 mm sleeves	1718411687
TMH 12 MC NE RT	●	64	320	12 mm sleeves	1718411686
TMH 12 MC NE GN	●	64	320	12 mm sleeves	1718411688
TMH 12 MC NE BL	●	64	320	12 mm sleeves	1718411693
TMH 15 MC NE WS	○	80	400	15 mm sleeves	1609981044
TMH 15 MC NE GE	●	80	400	15 mm sleeves	1609981687
TMH 15 MC NE RT	●	80	400	15 mm sleeves	1609981686
TMH 15 MC NE GN	●	80	400	15 mm sleeves	1609981688
TMH 15 MC NE BL	●	80	400	15 mm sleeves	1609981693
TMH 18 MC NE WS	○	64	320	18 mm sleeves	1718431044
TMH 18 MC NE GE	●	64	320	18 mm sleeves	1718431687
TMH 18 MC NE RT	●	64	320	18 mm sleeves	1718431686
TMH 18 MC NE GN	●	64	320	18 mm sleeves	1718431688
TMH 18 MC NE BL	●	64	320	18 mm sleeves	1718431693
TMH 20 MC NE WS	○	80	400	20 mm sleeves	1680411044
TMH 20 MC NE GE	●	80	400	20 mm sleeves	1680411687
TMH 20 MC NE RT	●	80	400	20 mm sleeves	1680411686
TMH 20 MC NE GN	●	80	400	20 mm sleeves	1680411688
TMH 20 MC NE BL	●	80	400	20 mm sleeves	1680411693
TMH 23 MC NE WS	○	80	400	23 mm sleeves	1428480000
TMH 23 MC NE RT	●	80	400	23 mm sleeves	1428510000
TMH 23 MC NE GE	●	80	400	23 mm sleeves	1428490000
TMH 23 MC NE BL	●	80	400	23 mm sleeves	1428520000
TMH 30 MC NE WS	○	80	400	30 mm sleeves	1876390000
TMH 30 MC NE GE	●	80	400	30 mm sleeves	1876370000
TMH 30 MC NE RT	●	80	400	30 mm sleeves	1876380000
TMH 30 MC NE BL	●	80	400	30 mm sleeves	1876400000



Type	Colour	Marker per card	Qty.	Application	Order No.
TMH 12/18 MC NE WS	○	48	240	18 mm sleeves, 18 mm + 12 mm tag	1323730000
TMH 12/18 MC NE BL	●	48	240	18 mm sleeves, 18 mm + 12 mm tag	1421160000
TMH 12/18 MC NE GE	●	48	240	18 mm sleeves, 18 mm + 12 mm tag	1409630000
TMH 12/18 MC NE GN	●	48	240	18 mm sleeves, 18 mm + 12 mm tag	1421150000
TMH 12/18 MC NE RT	●	48	240	18 mm sleeves, 18 mm + 12 mm tag	1421170000






SlimFix SF

Open wire and cable markers, installation using the SF-Tool

Type	Colour	Marker per card	Qty.	Application	Order No.
SF 00/12 MC NE WS V2	○	80	400	up to 0.3 mm ²	1919290000
SF 00/12 MC NE BL V2	●	80	400	up to 0.3 mm ²	1919270000
SF 00/12 MC NE RT V2	●	80	400	up to 0.3 mm ²	1919280000
SF 00/12 MC NE GE V2	●	80	400	up to 0.3 mm ²	1919260000
SF 0/12 MC NE WS V2	○	80	400	0.25 - 0.5 mm ²	1919240000
SF 0/12 MC NE BL V2	●	80	400	0.25 - 0.5 mm ²	1919220000
SF 0/12 MC NE RT V2	●	80	400	0.25 - 0.5 mm ²	1919230000
SF 0/12 MC NE GE V2	●	80	400	0.25 - 0.5 mm ²	1919210000
SF 1/12 MC NE WS V2	○	80	400	0.5 - 0.8 mm ²	1919390000
SF 1/12 MC NE BL V2	●	80	400	0.5 - 0.8 mm ²	1919360000
SF 1/12 MC NE RT V2	●	80	400	0.5 - 0.8 mm ²	1919320000
SF 1/12 MC NE GE V2	●	80	400	0.5 - 0.8 mm ²	1919340000
SF 2/12 MC NE WS V2	○	80	400	0.75 - 1.5 mm ²	1919490000
SF 2/12 MC NE BL V2	●	80	400	0.75 - 1.5 mm ²	1919480000
SF 2/12 MC NE RT V2	●	80	400	0.75 - 1.5 mm ²	1919460000
SF 2/12 MC NE GE V2	●	80	400	0.75 - 1.5 mm ²	1919470000
SF 3/12 MC NE WS V2	○	64	320	1.5 - 2.5 mm ²	1919540000
SF 3/12 MC NE BL V2	●	64	320	1.5 - 2.5 mm ²	1919550000
SF 3/12 MC NE RT V2	●	64	320	1.5 - 2.5 mm ²	1919530000
SF 3/12 MC NE GE V2	●	64	320	1.5 - 2.5 mm ²	1919520000
SF 3/12 MC NE GN V2	●	64	320	1.5 - 2.5 mm ²	1444310000
SF 4/12 MC NE WS V2	○	32	128	2.5 - 4.0 mm ²	1919600000
SF 4/12 MC NE BL V2	●	32	128	2.5 - 4.0 mm ²	1919590000
SF 4/12 MC NE RT V2	●	32	128	2.5 - 4.0 mm ²	1919570000
SF 4/12 MC NE GE V2	●	32	128	2.5 - 4.0 mm ²	1919580000
SF 5/12 MC NE WS V2	○	32	160	4.0 - 6.0 mm ²	1919650000
SF 5/12 MC NE BL V2	●	32	160	4.0 - 6.0 mm ²	1919630000
SF 5/12 MC NE RT V2	●	32	160	4.0 - 6.0 mm ²	1919640000
SF 5/12 MC NE GE V2	●	32	160	4.0 - 6.0 mm ²	1919620000
SF 00/21 MC NE WS V2	○	80	400	up to 0.3 mm ²	1918580000
SF 00/21 MC NE BL V2	●	80	400	up to 0.3 mm ²	1918590000
SF 00/21 MC NE RT V2	●	80	400	up to 0.3 mm ²	1918570000
SF 00/21 MC NE GE V2	●	80	400	up to 0.3 mm ²	1918560000
SF 0/21 MC NE WS V2	○	80	400	0.25 - 0.5 mm ²	1918500000
SF 0/21 MC NE BL V2	●	80	400	0.25 - 0.5 mm ²	1918510000
SF 0/21 MC NE RT V2	●	80	400	0.25 - 0.5 mm ²	1918490000
SF 0/21 MC NE GE V2	●	80	400	0.25 - 0.5 mm ²	1918480000
SF 1/21 MC NE WS V2	○	80	400	0.5 - 0.8 mm ²	1918630000
SF 1/21 MC NE BL V2	●	80	400	0.5 - 0.8 mm ²	1918620000
SF 1/21 MC NE RT V2	●	80	400	0.5 - 0.8 mm ²	1918600000
SF 1/21 MC NE GE V2	●	80	400	0.5 - 0.8 mm ²	1918610000
SF 2/21 MC NE WS V2	○	80	400	0.75 - 1.5 mm ²	1918690000
SF 2/21 MC NE BL V2	●	80	400	0.75 - 1.5 mm ²	1918700000
SF 2/21 MC NE RT V2	●	80	400	0.75 - 1.5 mm ²	1918670000
SF 2/21 MC NE GE V2	●	80	400	0.75 - 1.5 mm ²	1918660000
SF 3/21 MC NE WS V2	○	64	320	1.5 - 2.5 mm ²	1918910000
SF 3/21 MC NE BL V2	●	64	320	1.5 - 2.5 mm ²	1918920000
SF 3/21 MC NE RT V2	●	64	320	1.5 - 2.5 mm ²	1918900000
SF 3/21 MC NE GE V2	●	64	320	1.5 - 2.5 mm ²	1918890000
SF 4/21 MC NE WS V2	○	32	128	2.5 - 4.0 mm ²	1919080000
SF 4/21 MC NE BL V2	●	32	128	2.5 - 4.0 mm ²	1919090000
SF 4/21 MC NE RT V2	●	32	128	2.5 - 4.0 mm ²	1919070000
SF 4/21 MC NE GE V2	●	32	128	2.5 - 4.0 mm ²	1919060000
SF 4.5/21 MC NE WS V2	○	24	96	4.0 - 6.0 mm ²	1919020000
SF 4.5/21 MC NE BL V2	●	24	96	4.0 - 6.0 mm ²	1919030000
SF 4.5/21 MC NE RT V2	●	24	96	4.0 - 6.0 mm ²	1919010000
SF 4.5/21 MC NE GE V2	●	24	96	4.0 - 6.0 mm ²	1919000000
SF 5/21 MC NE WS V2	○	32	160	4.0 - 6.0 mm ²	1919140000
SF 5/21 MC NE BL V2	●	32	160	4.0 - 6.0 mm ²	1919150000
SF 5/21 MC NE RT V2	●	32	160	4.0 - 6.0 mm ²	1919130000
SF 5/21 MC NE GE V2	●	32	160	4.0 - 6.0 mm ²	1919120000
SF 6/21 MC NE WS V2	○	32	160	10.0 - 16.0 mm ²	1919190000
SF 6/21 MC NE BL V2	●	32	160	10.0 - 16.0 mm ²	1919200000
SF 6/21 MC NE RT V2	●	32	160	10.0 - 16.0 mm ²	1919180000
SF 6/21 MC NE GE V2	●	32	160	10.0 - 16.0 mm ²	1919170000



Assembly SlimFix SF

Open wire and cable markers, installation using the SF-Tool

Type	Additional text	Qty.	Order No.
SF-TOOL 00-6	SlimFix Tool for SF 00 to 6	10	1950820000
SF-TOOL 1	SlimFix Tool for SF 1	10	1782970000
SF-TOOL 2-3	SlimFix Tool for SF 2-3	10	1782960000
SF-TOOL 4-5	SlimFix Tool for SF 4-5	10	1782980000
SF-Tool-selection	3 pieces of Tool 1, Tool 2-3, Tool 4-5	1	1770080000



SlimFix SFR

Open wire and cable markers; without tool


Type	Colour	Marker per card	Qty.	Application	Order No.
SFR 1/12 MC NE WS	○	80	400	0.5 - 0.8 mm ²	1318640000
SFR 1/12 MC NE GE	●	80	400	0.5 - 0.8 mm ²	1318650000
SFR 2/12 MC NE WS	○	80	400	0.75 - 1.5 mm ²	1318660000
SFR 2/12 MC NE GE	●	80	400	0.75 - 1.5 mm ²	1318670000
SFR 3/12 MC NE WS	○	64	256	1.5 - 2.5 mm ²	1318680000
SFR 3/12 MC NE GE	●	64	256	1.5 - 2.5 mm ²	1318690000
SFR 1/21 MC NE WS	○	80	400	0.5 - 0.8 mm ²	1318710000
SFR 1/21 MC NE GE	●	80	400	0.5 - 0.8 mm ²	1318720000
SFR 2/21 MC NE WS	○	80	400	0.75 - 1.5 mm ²	1318730000
SFR 2/21 MC NE GE	●	80	400	0.75 - 1.5 mm ²	1318740000
SFR 3/21 MC NE WS	○	64	256	1.5 - 2.5 mm ²	1318750000
SFR 3/21 MC NE GE	●	64	256	1.5 - 2.5 mm ²	1318760000



SlimFix SFX V2

Cable markers with cable tie feed-through

Type	Colour	Marker per card	Qty.	Application	Order No.
SFX 10/23 MC NE BL V2	●	32	160	from 16 mm ²	1852400000
SFX 10/23 MC NE GE V2	●	32	160	from 16 mm ²	1852360000
SFX 10/23 MC NE RT V2	●	32	160	from 16 mm ²	1852370000
SFX 10/23 MC NE WS V2	○	32	160	from 16 mm ²	1852390000
SFX 10/23 MC NE OR V2	●	32	160	from 16 mm ²	1481230000
SFX 14/23 MC NE BL V2	●	32	160	from 16 mm ²	1852450000
SFX 14/23 MC NE GE V2	●	32	160	from 16 mm ²	1852410000
SFX 14/23 MC NE RT V2	●	32	160	from 16 mm ²	1852420000
SFX 14/23 MC NE WS V2	○	32	160	from 16 mm ²	1852440000
SFX 9/24 MC NE BL V2	●	32	160	from 16 mm ²	1852500000
SFX 9/24 MC NE GE V2	●	32	160	from 16 mm ²	1852460000
SFX 9/24 MC NE RT V2	●	32	160	from 16 mm ²	1852470000
SFX 9/24 MC NE WS V2	○	32	160	from 16 mm ²	1852490000
SFX 9/24 S MC NE WS	○	24	120	from 16 mm ² ; easy cable tie feed through	1323440000
SFX 9/24 S MC NE GE	●	24	120	from 16 mm ² ; easy cable tie feed through	1323450000
SFX 9/24 S MC NE RT	●	24	120	from 16 mm ² ; easy cable tie feed through	1323470000
SFX 9/24 S MC NE BL	●	24	120	from 16 mm ² ; easy cable tie feed through	1323480000
SFX 9/40 S MC NE WS	○	16	80	from 16 mm ² ; easy cable tie feed through	1248760000
SFX 9/40 S MC NE GE	●	16	80	from 16 mm ² ; easy cable tie feed through	1248770000
SFX 9/40 S MC NE RT	●	16	80	from 16 mm ² ; easy cable tie feed through	1248780000
SFX 9/40 S MC NE BL	●	16	80	from 16 mm ² ; easy cable tie feed through	1248790000
SFX 10/60 S MC NE WS	○	10	50	from 16 mm ² ; easy cable tie feed through	1248810000
SFX 10/60 S MC NE GE	●	10	50	from 16 mm ² ; easy cable tie feed through	1248820000
SFX 10/60 S MC NE RT	●	10	50	from 16 mm ² ; easy cable tie feed through	1248830000
SFX 10/60 S MC NE BL	●	10	50	from 16 mm ² ; easy cable tie feed through	1248840000
SFX 11/60 MC NE WS	○	12	60	from 16 mm ²	1860120000
SFX 11/60 MC NE GR	●	12	60	from 16 mm ²	1860130000
SFX 11/60 MC NE GE	●	12	60	from 16 mm ²	1860150000



Type	Colour	Marker per card	Qty.	Application	Order No.
SFX 11/60 MC NE BL	●	12	60	from 16 mm ²	1051870000
SFX 11/60 MC NE RT	●	12	60	from 16 mm ²	1963650000
SFX 11/60 MC NE OR	●	12	60	from 16 mm ²	1051890000
SFX 11/60 MC NE GN	●	12	60	from 16 mm ²	1963660000
SFX 11/60 MC NE VI	●	12	60	from 16 mm ²	1051880000
SFX 11/60 MC NE BR	●	12	60	from 16 mm ²	1051900000
SFX 30/60 MC NE WS	○	6	30	from 40 mm ²	1083230000
SFX 30/60 MC NE GE	●	6	30	from 40 mm ²	1083240000
SFX 30/60 MC NE GR	●	6	30	from 40 mm ²	1083250000
SFX 30/60 MC NE OR	●	6	30	from 40 mm ²	1490710000



Detectable SFX markers

For the food and beverage industry


Type	Colour	Marker per card	Qty.	Application	Order No.
SFX-DT 9/24 MC NE BL	●	32	160	from 16 mm ²	2602720000
SFX-DT 11/60 MC NE BL	●	12	60	from 16 mm ²	2602730000
SFX-DT 10/60 MC NE BL	●	10	50	from 16 mm ² ; easy cable tie feed through	2602740000



SlimFix SFX V0

Cable markers with cable tie feed-through

Type	Colour	Marker per card	Qty.	Application	Order No.
VT SFX 9/24 V0	○	32	320	from 16 mm ²	1727740001
VT SFX 9/24 V0	●	32	320	from 16 mm ²	1727740004
VT SFX 10/23 V0	○	32	320	from 16 mm ²	1727770001
VT SFX 10/23 V0	●	32	320	from 16 mm ²	1727770004
VT SFX 14/23 V0	○	32	320	from 16 mm ²	1689490001
VT SFX 14/23 V0	●	32	320	from 16 mm ²	1689490004
SFX 9/24 S V0	○	24	120	from 16 mm ² ; easy cable tie feed through	2009930000
SFX 9/24 S V0	●	24	120	from 16 mm ² ; easy cable tie feed through	2009940000
SFX 9/40 S V0	○	16	80	from 16 mm ² ; easy cable tie feed through	2009910000
SFX 9/40 S V0	●	16	80	from 16 mm ² ; easy cable tie feed through	2009920000
SFX 10/60 S V0	○	10	50	from 16 mm ² ; easy cable tie feed through	2009890000
SFX 10/60 S V0	●	10	50	from 16 mm ² ; easy cable tie feed through	2009900000
SFX 11/60 V0	○	12	60	from 16 mm ²	1432750000
SFX 11/60 V0	●	12	60	from 16 mm ²	1076890000




SlimFix Clip SFC

Clip technology for wires and cables

Type	Colour	Marker per card	Qty.	Application	Order No.
SFC 0/12 MC NE WS	○	40	200	0.34 - 1.0 mm ²	1813130000
SFC 0/12 MC NE GE	●	40	200	0.34 - 1.0 mm ²	1813160000
SFC 0/12 MC NE RT	●	40	200	0.34 - 1.0 mm ²	1813150000
SFC 0/12 MC NE BL	●	40	200	0.34 - 1.0 mm ²	1813170000
SFC 0/21 MC NE WS	○	40	200	0.34 - 1.0 mm ²	1813190000
SFC 0/21 MC NE GE	●	40	200	0.34 - 1.0 mm ²	1813210000
SFC 0/21 MC NE RT	●	40	200	0.34 - 1.0 mm ²	1813200000



Type	Colour	Marker per card	Qty.	Application	Order No.
SFC 0/21 MC NE BL	●	40	200	0.34 - 1.0 mm ²	1813220000
SFC 0/30 MC NE WS	○	30	150	0.34 - 1.0 mm ²	1813240000
SFC 0/30 MC NE GE	●	30	150	0.34 - 1.0 mm ²	1813260000
SFC 0/30 MC NE RT	●	30	150	0.34 - 1.0 mm ²	1813250000
SFC 0/30 MC NE BL	●	30	150	0.34 - 1.0 mm ²	1813270000
SFC 1/12 MC NE WS	○	40	200	0.75 - 2.5 mm ²	1747320001
SFC 1/12 MC NE BL	●	40	200	0.75 - 2.5 mm ²	1747320002
SFC 1/12 MC NE RT	●	40	200	0.75 - 2.5 mm ²	1747320003
SFC 1/12 MC NE GE	●	40	200	0.75 - 2.5 mm ²	1747320004
SFC 1/21 MC NE WS	○	40	200	0.75 - 2.5 mm ²	1779080001
SFC 1/21 MC NE BL	●	40	200	0.75 - 2.5 mm ²	1779080002
SFC 1/21 MC NE RT	●	40	200	0.75 - 2.5 mm ²	1779080003
SFC 1/21 MC NE GE	●	40	200	0.75 - 2.5 mm ²	1779080004
SFC 1/21 MC NE GN	○	40	200	0.75 - 2.5 mm ²	1779080005
SFC 1/30 MC NE BL	●	30	150	0.75 - 2.5 mm ²	1805720000
SFC 1/30 MC NE GE	●	30	150	0.75 - 2.5 mm ²	1805730000
SFC 1/30 MC NE RT	●	30	150	0.75 - 2.5 mm ²	1805740000
SFC 1/30 MC NE WS	○	30	150	0.75 - 2.5 mm ²	1805760000
SFC 2/12 MC NE WS	○	24	120	2.5 - 4.0 mm ²	1758320001
SFC 2/12 MC NE BL	●	24	120	2.5 - 4.0 mm ²	1758320002
SFC 2/12 MC NE RT	●	24	120	2.5 - 4.0 mm ²	1758320003
SFC 2/12 MC NE GE	●	24	120	2.5 - 4.0 mm ²	1758320004
SFC 2/21 MC NE BL	●	24	120	2.5 - 4.0 mm ²	1805770000
SFC 2/21 MC NE GE	●	24	120	2.5 - 4.0 mm ²	1805780000
SFC 2/21 MC NE RT	●	24	120	2.5 - 4.0 mm ²	1805790000
SFC 2/21 MC NE WS	○	24	120	2.5 - 4.0 mm ²	1805810000
SFC 2/30 MC NE BL	●	18	90	2.5 - 4.0 mm ²	1805820000
SFC 2/30 MC NE GE	●	18	90	2.5 - 4.0 mm ²	1805830000
SFC 2/30 MC NE RT	●	18	90	2.5 - 4.0 mm ²	1805850000
SFC 2/30 MC NE WS	○	18	90	2.5 - 4.0 mm ²	1805870000
SFC 2.5/12 MC NE WS	○	24	120	4.0 - 6.0 mm ²	1062000000
SFC 2.5/12 MC NE GE	●	24	120	4.0 - 6.0 mm ²	1062010000
SFC 2.5/12 MC NE RT	●	24	120	4.0 - 6.0 mm ²	1062020000
SFC 2.5/12 MC NE BL	●	24	120	4.0 - 6.0 mm ²	1062030000
SFC 2.5/21 MC NE WS	○	24	120	4.0 - 6.0 mm ²	1062050000
SFC 2.5/21 MC NE GE	●	24	120	4.0 - 6.0 mm ²	1062070000
SFC 2.5/21 MC NE RT	●	24	120	4.0 - 6.0 mm ²	1062080000
SFC 2.5/21 MC NE BL	●	24	120	4.0 - 6.0 mm ²	1062090000
SFC 3/12 MC NE WS	○	16	80	4.0 - 10.0 mm ²	1025220000
SFC 3/12 MC NE GE	●	16	80	4.0 - 10.0 mm ²	1025230000
SFC 3/12 MC NE RT	●	16	80	4.0 - 10.0 mm ²	1025240000
SFC 3/12 MC NE BL	●	16	80	4.0 - 10.0 mm ²	1025250000
SFC 3/21 MC NE WS	○	16	80	4.0 - 10.0 mm ²	1025260000
SFC 3/21 MC NE GE	●	16	80	4.0 - 10.0 mm ²	1025270000
SFC 3/21 MC NE RT	●	16	80	4.0 - 10.0 mm ²	1025290000
SFC 3/21 MC NE BL	●	16	80	4.0 - 10.0 mm ²	1025300000
SFC 3/30 MC NE WS	○	12	60	4.0 - 10.0 mm ²	1025310000
SFC 3/30 MC NE GE	●	12	60	4.0 - 10.0 mm ²	1025320000
SFC 3/30 MC NE RT	●	12	60	4.0 - 10.0 mm ²	1025330000
SFC 3/30 MC NE BL	●	12	60	4.0 - 10.0 mm ²	1025340000




ELS

Tags for cable marker WKM or group marker SchT 5/SchT 5S and EM 8/30



Type	Colour	Marker per card	Qty.	Application	Order No.
ELS 6/30 MC NE WS	○	16	80	WKM 8/30; EM 8/30	1045570000
ELS 6/30 MC NE GE	●	16	80	WKM 8/30; EM 8/31	1045580000
ELS 7/40 MC NE WS	○	8	40	SchT 5S	1045640000
ELS 7/40 MC NE GE	●	8	40	SchT 5S	1045650000
ELS 16/40 MC NE WS	○	8	40	WKM 18/43; SchT 5	1045620000
ELS 16/40 MC NE GE	●	8	40	WKM 18/43; SchT 5	1045630000



Device markers

Corresponding markers made for every manufactures



ESG

For devices of different manufactures

Type	Colour	Marker per card	Qty.	Application	Order-No.
ESG X20 MC NE WS	○	224	1120	Bernecker + Rainer X20 Modul	1001140001
ESG X20 MC NE BL	●	224	1120	Bernecker + Rainer X20 Modul	1001150001
ESG X20 MC NE DR	●	224	1120	Bernecker + Rainer X20 Modul	1001160001
ESG X20 MC NE RT	●	224	1120	Bernecker + Rainer X20 Modul	1001170001
ESG X20 10/7 MC NE WS	○	48	240	Bernecker + Rainer X20 Modul	1026550000
ESG X20 10/7 MC NE BL	●	48	240	Bernecker + Rainer X20 Modul	1026560000
ESG X20 10/7 MC NE DR	●	48	240	Bernecker + Rainer X20 Modul	1026580000
ESG X20 10/7 MC NE RT	●	48	240	Bernecker + Rainer X20 Modul	1026570000
ESG 5/10 MC NE WS	○	80	400	Turck; Beckhoff; Escha SAI-distributor	1919940000
ESG 6/15 K MC NE GE	●	40	200	Self-adhesive	1880130000
ESG 6/15 K MC NE WS	○	40	200	Self-adhesive	1880100000
ESG 6/15 RIDER MC NE WS	○	40	200	Riderserie SCM, SRC	1881280000
ESG 6/15 SDI MC NE WS	○	40	200	Weidmüller / Relay socket SDI	2558340000
ESG 6/15 SRC-I MC NE WS	○	40	200	Weidmüller / Relay socket SRC-I	2558350000
ESG 6/17 K MC NE GE	●	40	200	Self-adhesive	1880110000
ESG 6/17 K MC NE WS	○	40	200	Self-adhesive	1880120000
ESG 7/10 MC NE WS	○	40	200	Siemens / Simatic ET 200eco	2569880000
ESG 7/10 MC NE TU	●	40	200	Siemens / Simatic ET 200eco	2569890000
ESG 7/20 SIRIUS MC NE GE	●	40	200	Siemens Sirius 3R	1736181687
ESG 7/20 SIRIUS MC NE TK	●	40	200	Siemens Sirius 3R	1736181696
ESG 7/20 SIRIUS MC NE WS	○	40	200	Siemens Sirius 3R	1736181044
ESG 8/10 ASI MC NE WS	○	40	200	Siemens AS-Interface	1736190000
ESG 8/11 MC NE WS	○	40	200	Beckhoff I/O; Wago I/O	1897570000
ESG 8/13.5/43.3 SAI AU	transparent	1	5	Weidmüller SAI Aktiv Universal/1 Matte= 24x8/13,5 & 2x8/43,3 marker	1912130000
ESG 8/17 MC NE WS	○	40	200	Télémechanique	1674740000
ESG 8/17 SCHS MC NE WS	○	40	200	Weidmüller SCHS2	1720610000
ESG 8/17 SYS PRO M WS	○	40	200	ABB-Stotz	1755340000
ESG 8/17 L MC NE WS	○	40	200	Lumberg	1890470000
ESG 8/19 MC NE WS	○	40	200	AEG SQUARE D	1652220000
ESG 8/20 K MC NE WS	○	40	200	Weidmüller / u-remote IP67 PROFIBUS, PROFINET	2558360000
ESG-M 8/20 MC NE WS	○	40	200	Murr Cube67, MVK MP	1027290000
ESG 9/6 MC NE WS	○	40	200	Weidmüller SAFA	1888360000
ESG 9/10 MC NE WS	○	40	200	Weidmüller SAFA	1775910000
ESG 9/11 K MC NE WS	○	40	200	Self-adhesive	1857440000
ESG 9/17 K MC NE GE	●	40	200	Self-adhesive	1753500000
ESG 9/17 K MC NE WS	○	40	200	Self-adhesive	1674760000
ESG 9/17 K MC NE DR	●	40	200	Self-adhesive	1490750000

Type	Colour	Marker per card	Qty.	Application	Order-No.
ESG 9/17 MC NE WS	○	40	200	CLI TM sleeve	1724760000
ESG-M 9/17 MC NE WS	○	40	200	Murr MVP	1027280000
ESG 9/17.7 K MC NE WS	○	36	180	Circuit breaker; Self-adhesive	2047430000
ESG 9/20 L MC NE WS	○	40	200	Lumberg	1890460000
ESG 9/20 O.F MC NE WS	○	40	200	TMC sleeve	1770500000
ESG 9/20 MC NE GE	●	40	200	Weidmüller SAI; Siemens; Moeller	1766160000
ESG 9/20 MC NE WS	○	40	200	Weidmüller SAI; Siemens; Moeller	1609940000
ESG 9/20 UNI MC NE WS	○	40	200	Weidmüller; Siemens; Moeller; Murr SAI-distributor; Festo CPV/CPI	1856720000
ESG-F 9/20 MC NE WS	○	40	200	Festo CPV 18	2556510000
ESG 9/26 SCM ECO MC NE GE	●	16	80	Weidmüller SCM 4CO ECO	1520990000
ESG 9/26 SCM ECO MC NE GR	●	16	80	Weidmüller SCM 4CO ECO	1521000000
ESG 9/26 SCM ECO MC NE WS	○	16	80	Weidmüller SCM 4CO ECO	1520980000
ESG 9/26 SCM-I MC NE WS	○	16	80	Weidmüller / Relay socket SCM-I	2558330000
ESG 10/17 MC NE WS	○	40	200	Allen Bradley 100-C; Festo MT	1856700000
ESG 15/10 MC NE WS	○	32	160	Siemens ET 200 SP	2047360000



DMC

SL equipment identification via wire and cables



Type	Colour	Marker per card	Qty.	Application	Order No.
DMC 12/27 MC NE WS	○	10	50	Universal device marker	1016030000
DMC 12/27 MC NE GE	●	10	50	Universal device marker	1018190000

SwitchMark SM

For control and signalling equipment



Type	Colour	Marker per card	Qty.	Application	Order No.
SM 27/8 MC NE WS	○	16	80	SwitchMark-holder	1699820000
SM 27/8 K MC NE WS	○	16	80	Self-adhesive	1812630000
SM 27/8 MC NE SI	●	16	80	SwitchMark-holder	1713680000
SM 27/8 K MC NE SI	●	16	80	Self-adhesive	1771930000
SM 27/8 MC NE GR	●	16	80	SwitchMark-holder	1079470000
SM 27/8 K MC NE GR	●	16	80	Self-adhesive	1079480000
SM 27/8 MC NE GE	●	16	80	SwitchMark-holder	1131870000
SM 27/8 K MC NE GE	●	16	80	Self-adhesive	1131820000
SM 27/12.5 MC NE WS	○	16	80	SwitchMark-holder	1699840000
SM 27/12.5 K MC WS NE	○	16	80	Self-adhesive	1699880000
SM 27/12.5 MC NE SI	●	16	80	SwitchMark-holder	1713700000
SM 27/12.5 K MC NE SI	●	16	80	Self-adhesive	1713720000
SM 27/12.5 MC NE GR	●	16	80	SwitchMark-holder	1079490000
SM 27/12.5 K MC NE GR	●	16	80	Self-adhesive	1027830000
SM 27/12.5 MC NE GE	●	16	80	SwitchMark-holder	1131860000
SM 27/8 K MC NE GE	●	16	80	Self-adhesive	1131820000
SM 27/18 MC NE WS	○	16	80	SwitchMark-holder	1699860000
SM 27/18 K MC NE WS	○	16	80	Self-adhesive	1707270000
SM 27/18 MC NE SI	●	16	80	SwitchMark-holder	1713740000
SM 27/18 K MC NE SI	●	16	80	Self-adhesive	1713760000
SM 27/18 MC NE GR	●	16	80	SwitchMark-holder	1014640000
SM 27/18 K MC NE GR	●	16	80	Self-adhesive	1073400000




Type	Colour	Marker per card	Qty.	Application	Order No.
SM 27/18 MC NE GE	●	16	80	SwitchMark-holder	1131850000
SM 27/18 K MC NE GE	●	16	80	Self-adhesive	1915340000
SM 27/18 K MC NE RT	●	16	80	Self-adhesive	1906120000
SM 27/18 MC NE RT	●	16	80	SwitchMark-holder	1906110000
SM 27/27 MC NE WS	○	12	60	SwitchMark-holder	1773220000
SM 27/27 K MC NE WS	○	12	60	Self-adhesive	1783000000
SM 27/27 MC NE SI	●	12	60	SwitchMark-holder	1773230000
SM 27/27 K MC NE SI	●	12	60	Self-adhesive	1782990000
SM 27/27 MC NE GR	●	12	60	SwitchMark-holder	1079510000
SM 27/27 K MC NE GR	●	12	60	Self-adhesive	1079520000
SM 27/27 MC NE GE	●	12	60	SwitchMark-holder	1131840000
SM 27/27 K MC NE GE	●	12	60	Self-adhesive	1131800000
SM 22/22 K MC NE WS	○	16	80	Self-adhesive; Siemens	1877570000
SM 22/22 K MC NE SI	●	16	80	Self-adhesive; Siemens	1877590000
SM 22/22 K MC NE GR	●	16	80	Self-adhesive; Siemens	1014650000
SM 22/22 K MC NE GE	●	16	80	Self-adhesive; Siemens	1131830000
SM 18/9.5 K MC NE WS	○	40	200	Self-adhesive; Siemens 3SB	1248580000
SM 18/9.5 K MC NE GE	●	40	200	Self-adhesive; Siemens 3SB	1248590000
SM 18/9.5 K MC NE GR	●	40	200	Self-adhesive; Siemens 3SB	1248610000
SM 19/42 K MC NE WS	○	8	40	Self-adhesive; ABB	1248620000
SM 19/42 K MC NE GE	●	8	40	Self-adhesive; ABB	1248630000
SM 19/42 K MC NE GR	●	8	40	Self-adhesive; ABB	1248640000
SM 37.5/17 MC NE WS	○	8	40	CEAG Holder Ø 30 mm, TypeZUB 20	1336710000
SM 37.5/17 MC NE GR	●	8	40	CEAG Holder Ø 30 mm, TypeZUB 20	1336720000
SM 35/18 K MC NE WS	○	8	40	BARTEC Holder, incl. adhesive tape Ø 30 mm	1336690000
SM 35/18 K MC NE GR	●	8	40	BARTEC Holder, incl. adhesive tape Ø 30 mm	1336700000
SM 27/18-22 K MC NE WS	○	8	40	Self-adhesive	1428170000
SM 27/18-22 K MC NE GR	●	8	40	Self-adhesive	1428180000
SM 36/18-30 K MC NE WS	○	4	20	Self-adhesive	1428190000
SM 36/18-30 K MC NE GR	●	4	20	Self-adhesive	1428200000
SM 42/42-30 K MC NE WS	○	4	20	Telemecanique; Schneider Electric TypeK1/K2 Cam switch K1/K2	1323530000
SM 42/42-30 K MC NE GE	●	4	20	Telemecanique; Schneider Electric TypeK1/K2 Cam switch K1/K2	1323540000
SM 42/42-30 K MC NE GR	●	4	20	Telemecanique; Schneider Electric TypeK1/K2 Cam switch K1/K2	1323550000
SM 44/44-21 MC NE WS	○	4	20	ABB ON/OL40, Cam switch	1323570000
SM 44/44-21 MC NE GE	●	4	20	ABB ON/OL40, Cam switch	1323580000
SM 44/44-21 MC NE GR	●	4	20	ABB ON/OL40, Cam switch	1323600000
SM 45/45-24 MC NE WS	○	4	20	Eaton Moeller TypeTO, Cam switch	1248650000
SM 45/45-24 MC NE GE	●	4	20	Eaton Moeller TypeTO, Cam switch	1248660000
SM 45/45-24 MC NE GR	●	4	20	Eaton Moeller TypeTO, Cam switch	1248670000
SM 46/46-30 MC NE WS	○	4	20	Kraus&Naimer TypeSO, Cam switch	1323500000
SM 46/46-30 MC NE GE	●	4	20	Kraus&Naimer TypeSO, Cam switch	1323510000
SM 46/46-30 MC NE GR	●	4	20	Kraus&Naimer TypeSO, Cam switch	1323520000
SM DIA 60-22 MC NE GE	●	2	10	Siemens 3 SB; Schneider Electric XB5Eaton Moeller M22-PV; ø 60 - 22	1323750000



ClipCard CC

Identification of electrical installations and switchgear



Type	Colour	Marker per card	Qty.	Application	Order No.
CC 15/17 MC NE WS	○	16	80	Holder CC-H 15/17; Rail	1876570000
CC 15/17 MC NE SI	●	16	80	Holder CC-H 15/17; Rail	1876610000
CC 15/17 MC NE GR	●	16	80	Holder CC-H 15/17; Rail	1079530000
CC 15/17 MC NE GE	●	16	80	Holder CC-H 15/17; Rail	1131930000
CC 15/17 K MC NE WS	○	16	80	Self-adhesive	1876590000
CC 15/17 K MC NE SI	●	16	80	Self-adhesive	1876580000
CC 15/17 K MC NE GR	●	16	80	Self-adhesive	1079540000
CC 15/17 K MC NE GE	●	16	80	Self-adhesive	1131920000



Type	Colour	Marker per card	Qty.	Application	Order No.
CC 15/27 MC NE WS	○	16	80	Holder CC-H 15/27; Rail	1876770000
CC 15/27 MC NE SI	●	16	80	Holder CC-H 15/27; Rail	1876760000
CC 15/27 MC NE GR	●	16	80	Holder CC-H 15/27; Rail	1079550000
CC 15/27 MC NE GE	●	16	80	Holder CC-H 15/27; Rail	1131940000
CC 15/27 K MC NE WS	○	16	80	Self-adhesive	1876640000
CC 15/27 K MC NE SI	●	16	80	Self-adhesive	1876780000
CC 15/27 K MC NE GR	●	16	80	Self-adhesive	1079560000
CC 15/27 K MC NE GE	●	16	80	Self-adhesive	1131910000
CC 15/45 MC NE WS	○	8	40	Rail CC-Rail	1111210000
CC 15/45 MC NE GE	●	8	40	Rail CC-Rail	1111230000
CC 15/45 MC NE GR	●	8	40	Rail CC-Rail	1111240000
CC 15/45 K MC NE WS	○	8	40	Self-adhesive	1111250000
CC 15/45 K MC NE GE	●	8	40	Self-adhesive	1111260000
CC 15/45 K MC NE GR	●	8	40	Self-adhesive	1111270000
CC 15/49 MC NE WS	○	8	40	Holder CC-H 15/49; Rail	1877260000
CC 15/49 MC NE SI	●	8	40	Holder CC-H 15/49; Rail	1877240000
CC 15/49 MC NE GR	●	8	40	Holder CC-H 15/49; Rail	1079570000
CC 15/49 MC NE GE	●	8	40	Holder CC-H 15/49; Rail	1076970000
CC 15/49 K MC NE WS	○	8	40	Self-adhesive	1877220000
CC 15/49 K MC NE SI	●	8	40	Self-adhesive	1877270000
CC 15/49 K MC NE GR	●	8	40	Self-adhesive	1079580000
CC 15/49 K MC NE GE	●	8	40	Self-adhesive	1131970000
CC 15/60 MC NE WS	○	8	40	Holder CC-H 15/60; Rail	1877350000
CC 15/60 MC NE SI	●	8	40	Holder CC-H 15/60; Rail	1877340000
CC 15/60 MC NE GR	●	8	40	Holder CC-H 15/60; Rail	1072640000
CC 15/60 MC NE GE	●	8	40	Holder CC-H 15/60; Rail	1131960000
CC 15/60 K MC NE WS	○	8	40	Self-adhesive	1877310000
CC 15/60 K MC NE SI	●	8	40	Self-adhesive	1877360000
CC 15/60 K MC NE GR	●	8	40	Self-adhesive	1072650000
CC 15/60 K MC NE GE	●	8	40	Self-adhesive	1131890000
CC 15/60 04MM MC NE WS	○	8	40	with hole (4x)	1057580000
CC 15/60 04MM MC NE SI	●	8	40	with hole (4x)	1059990000
CC 15/60 04MM MC NE GE	●	8	40	with hole (4x)	1131880000
CC 30/60 MC NE WS	○	6	30	Holder CC-H 30/60	1934420000
CC 30/60 MC NE SI	●	6	30	Holder CC-H 30/60	1934400000
CC 30/60 MC NE GR	●	6	30	Holder CC-H 30/60	1072670000
CC 30/60 MC NE GE	●	6	30	Holder CC-H 30/60	1009320000
CC 30/60 MC NE GN	●	6	30	Holder CC-H 30/60	1488370000
CC 30/60 K MC NE WS	○	6	30	Self-adhesive	1934390000
CC 30/60 K MC NE SI	●	6	30	Self-adhesive	1934330000
CC 30/60 K MC NE GE	●	6	30	Self-adhesive	1078320000
CC 30/60 K MC NE GR	●	6	30	Self-adhesive	1072680000
CC 30/60 K MC NE RT	●	6	30	Self-adhesive	1085430000
CC 30/60 04MM MC NE WS	○	6	30	with hole (4x)	1083150000
CC 30/60 04MM MC NE GR	●	6	30	with hole (4x)	1083170000
CC 30/60 04MM MC NE GE	●	6	30	with hole (4x)	1083160000
CC 85/27 MC NE GE	●	4	20	Holder CC-H 85/27	1520940000
CC 85/27 MC NE GR	●	4	20	Holder CC-H 85/27	1520970000
CC 85/27 MC NE WS	○	4	20	Holder CC-H 85/27	1520930000
CC 85/27 K MC NE GE	●	4	20	Self-adhesive	1526120000
CC 85/27 K MC NE GR	●	4	20	Self-adhesive	1526130000
CC 85/27 K MC NE WS	○	4	20	Self-adhesive	1526100000
CC 85/54 MC NE WS	○	2	10	Holder CC-H 85/54	1138400000
CC 85/54 MC NE GR	●	2	10	Holder CC-H 85/54	1138420000
CC 85/54 MC NE GE	●	2	10	Holder CC-H 85/54	1138410000
CC 85/54 K MC NE WS	○	2	10	Self-adhesive	1138430000
CC 85/54 K MC NE GR	●	2	10	Self-adhesive	1138450000
CC 85/54 K MC NE GE	●	2	10	Self-adhesive	1138440000
CC 85/54 04MM MC NE WS	○	2	10	with hole (4x)	1248480000
CC 85/54 04MM MC NE GE	●	2	10	with hole (4x)	1248490000
CC 85/54 04MM MC NE GR	●	2	10	with hole (4x)	1248510000
CC DIA 30/4.2 MC NE WS	○	12	60	ø 30 mm; 4.2 mm hole	1248520000
CC DIA 30/4.2 MC NE GE	●	12	60	ø 30 mm; 4.2 mm hole	1248530000
CC DIA 30/4.2 MC NE GR	●	12	60	ø 30 mm; 4.2 mm hole	1248540000
CC DIA 30/3.5 MC NE WS	○	12	60	ø 30 mm; 3.5 mm hole	1266120000
CC DIA 30/3.5 MC NE GR	●	12	60	ø 30 mm; 3.5 mm hole	1266140000
CC DIA 30/3.5 MC NE GE	●	12	60	ø 30 mm; 3.5 mm hole	1266130000
CC DIA 30/3.5 MC NE RT	●	12	60	ø 30 mm; 3.5 mm hole	1434110000
CC DIA 30 K MC NE WS	○	12	60	ø 30 mm; Self-adhesive	2047380000
CC DIA 30 K MC NE GE	●	12	60	ø 30 mm; Self-adhesive	2047390000
CC DIA 30 K MC NE GR	●	12	60	ø 30 mm; Self-adhesive	2047400000



Weidmüller – Your partner in Industrial Connectivity

As experienced experts we support our customers and partners around the world with products, solutions and services in the industrial environment of power, signal and data. We are at home in their industries and markets and know the technological challenges of tomorrow. We are therefore continuously developing innovative, sustainable and useful solutions for their individual needs. Together we set standards in Industrial Connectivity.

We cannot guarantee that there are no mistakes in the publications or software provided by us to the customer for the purpose of making orders. We try our best to quickly correct errors in our printed media. All orders are based on our general terms of delivery, which can be reviewed on the websites of our group companies where you place your order. On demand we can also send the general terms of delivery to you.

Weidmüller Interface GmbH & Co. KG
Klingenbergstraße 26
32758 Detmold, Germany
T +49 5231 14-0
F +49 5231 14-292083
www.weidmueller.com

Personal support can
be found on our website:
www.weidmueller.com/contact

Made in Germany



Order number: 281159000/05/2022/TCWM